

[Machine Setup Menus](#) > [System Settings](#) > [Tray Paper Setting](#)

Tray Paper Setting

This section describes the user tools in the [Tray Paper Setting] menu under [System Settings].

★ Important

- If the specified paper size differs from the actual size of the paper loaded in the paper tray, a misfeed might occur because the correct paper size was not detected.

Paper Size:Tray1

Select the size of the paper loaded in the paper tray 1.

The paper sizes you can set for tray 1 are as follows:


 **Region A** (mainly Europe and Asia)

A4, A5, A6, B5 JIS, 8 1/2 × 11,

8 1/2 × 5 1/2, 7 1/4 × 10 1/2, 16K, Postcard, 148 × 200, Jp Env #3,

Jp Env #4, Yoh #4 Env, Com10, Monarch E, C6Env,

C5Env, DL Env, Custom Size

 **Region B** (mainly North America)

A4, A5, A6, B5 JIS, 8 1/2 × 11, 8 1/2 × 14,

8 1/2 × 5 1/2, 7 1/4 × 10 1/2, 8 × 13, 8 1/2 × 13, 8 1/4 × 13,


16K, Postcard, 148 × 200, Jp Env #3, Jp Env #4, Yoh #4 Env,

Com10, Monarch E, C6Env, C5Env, DL Env, Custom Size

Default:

 **Region A** (mainly Europe and Asia)

[A4]


 **Region B** (mainly North America)

[8 1/2 × 11]

Custom Size:

 **Region A** (mainly Europe and Asia)

You can specify a custom size of between 88.0 - 216.0 mm (3.47 - 8.50 inches) horizontally, and between 139.7 - 297.0 mm (5.50 - 11.69 inches) vertically.

 **Region B** (mainly North America)

You can specify a custom size of between 88.0 - 216.0 mm (3.47 - 8.50 inches) horizontally, and between 139.7 - 356.0 mm (5.50 - 14.01 inches) vertically.

Paper Size:Tray2-3 (when the paper feed unit is installed.)

Select the size of the paper loaded in the paper tray 2-3.

The paper sizes you can set for tray 2-3 are as follows:

A4, A5, A6, B5 JIS, 8 1/2 × 11, 8 1/2 × 14, 7 1/4 × 10 1/2, 8 × 13, 8 1/2 × 13, 8 1/4 × 13, 16K, Custom Size

Default:

 **Region A** (mainly Europe and Asia)

[A4]