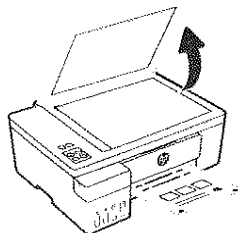




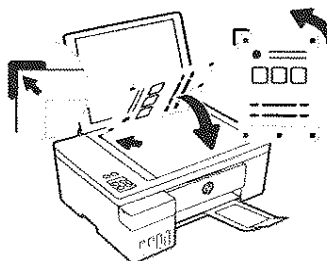
You're almost done! Scan this page to complete alignment and get better print quality:

①



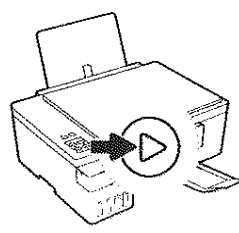
Open the scanner lid.

②



Place this page face-down on the scanner glass, as shown.*

③



Close the lid. Press the Copy/Resume button.

*If you have issues, use the Print Quality Tools in the HP app to complete alignment later. You can also visit HP Support (hp.com/support).



Recycle this page when finished.

